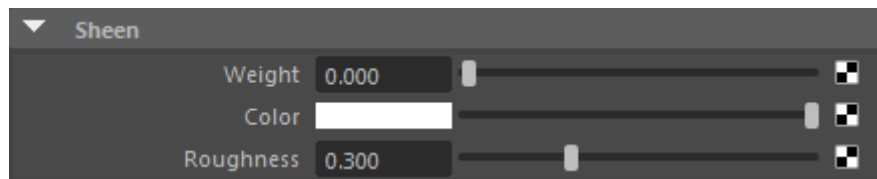



## Sheen (Toon)




### Sheen Weight

An energy-conserving sheen layer that can be used to approximate microfiber, cloth-like surfaces such as velvet and satin of varying roughness. *Sheen* is layered onto the diffuse component and its weight is determined with this attribute. *Sheen* can be thought of as the density or the combination of the density and length of the fibers.




### Sheen Color

The color of the fibers. Tints the color of the sheen contribution.



Red



Green

### Sheen Roughness

This modulates how much the microfibers diverge from the surface normal direction.



0



0.3 (default)