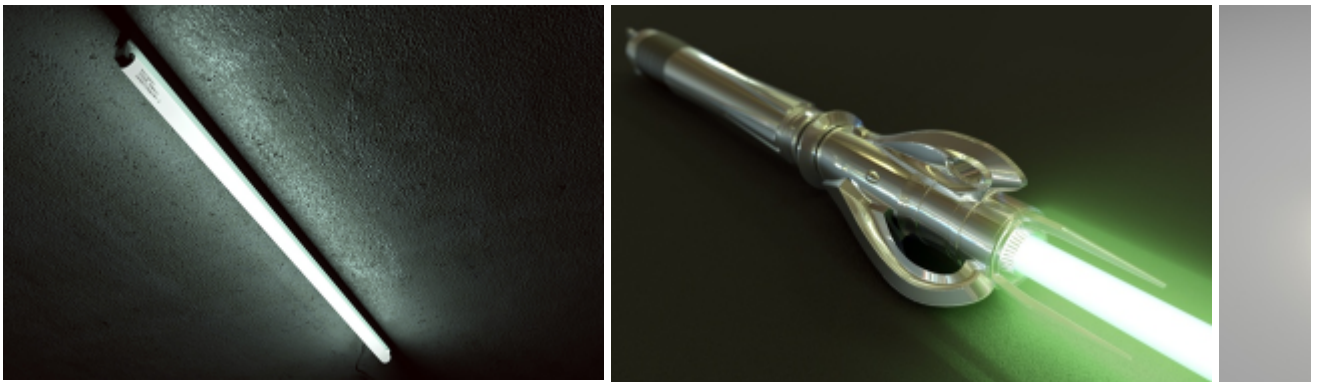


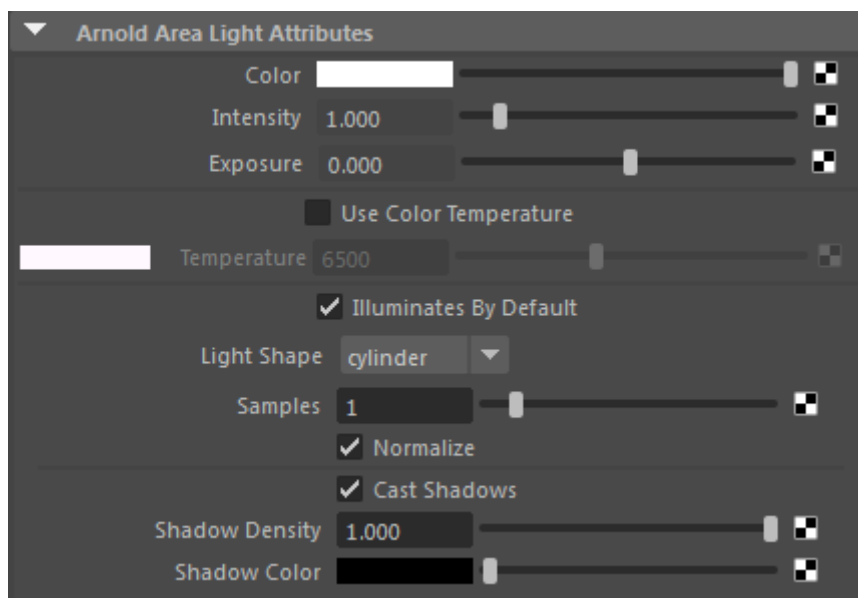
## Cylinder Light




Cylinder lights are typically used to simulate fluorescent tube lighting

The cylinder light shape simulates light from a cylindrical area source (tube shape).


The **Lights** page has more detail about the controls. In addition to honoring the standard Maya light attributes, the *Attribute Editor* will also show the following attributes under the Arnold group:



Increasing the size of the cylinder light will create a larger area light size and therefore will soften the shadows that run perpendicular to the cylinder's axis. Cylinder lights will always be circular. It is not possible to scale the width to create an ellipse.



cylinder\_light scaled up



cylinder\_light scaled down